

PARK PLAZA LONDON RIVERBANK

ELEVATE YOUR EXPERIENCE
ON THE BANKS OF
THE RIVER THAMES

parkplaza.com/riverbank

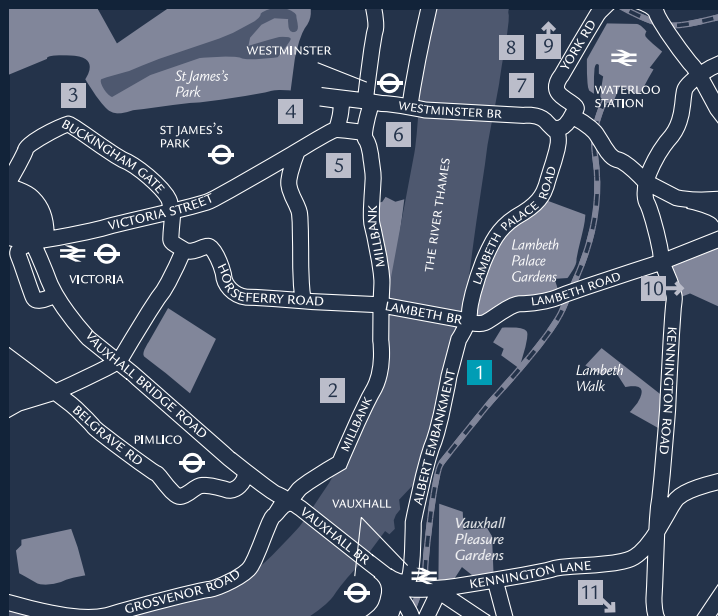

Park Plaza
LONDON RIVERBANK

PARK PLAZA LONDON RIVERBANK

LOCATED ON THE SOUTH OF THE RIVER THAMES, PARK PLAZA LONDON RIVERBANK IS THE PERFECT LAUNCH PAD TO THE VERY BEST LONDON HAS TO OFFER. BIG BEN, THE LONDON EYE AND SOUTH BANK'S PLETHORA OF DINING, DRINKING, CULTURAL AND LEISURE OPTIONS ARE ALL ON ITS DOORSTEP.

One of the world's truly great cities, London has something for everyone. From legendary sights such as Big Ben and the Houses of Parliament to the array of beautiful parks and open spaces, there is plenty to explore. And with almost two miles of arts and entertainment venues and events, the South Bank is one of London's most creative areas. With the striking Royal Festival Hall and National Theatre to Tate Modern and Borough Market, guests have inspiring culture at their fingertips, and are only minutes from the West End by tube.

Overlooking Millbank and the Houses of Parliament in the heart of the city, Park Plaza London Riverbank offers stunning four-star deluxe accommodation for corporate and leisure travellers. The hotel is within easy reach of both London Waterloo and Vauxhall railway stations as well as Westminster Underground.



18 Albert Embankment, London SE1 7TJ

T: +44 (0) 333 400 6120 F: +44 (0) 333 400 6121

pprlconf@pphe.com

parkplaza.com/riverbank

- | | | |
|--------------------------------------|---|-----------------------------------|
| 1 PARK PLAZA LONDON RIVERBANK | 6 THE HOUSES OF PARLIAMENT & BIG BEN | 11 THE OVAL CRICKET GROUND |
| 2 TATE BRITAIN | 7 SEA LIFE LONDON AQUARIUM | |
| 3 BUCKINGHAM PALACE | 8 THE LONDON EYE | |
| 4 QEII CONFERENCE CENTRE | 9 ROYAL FESTIVAL HALL | |
| 5 WESTMINSTER ABBEY | 10 IMPERIAL WAR MUSEUM | |



GUEST ROOMS AND FACILITIES

Following a spectacular renovation, Park Plaza London Riverbank now offers 489 sumptuous guest rooms, including Superior Rooms, Executive Rooms and Suites, some with stunning river views.

All guest rooms are fully air-conditioned and boast a plasma screen TV with interactive entertainment system, complimentary high-speed Wi-Fi, mini-bar, tea and coffee making facilities, iron and ironing board, and bathrooms with Elemis toiletries.

Guests booking an Executive Room enjoy more space, complimentary newspapers, Nespresso coffee machine and a choice of pillows.

The Executive Lounge on the 12th floor offers drinks and refreshments throughout the day with spectacular views of the River Thames.


The modern fitness suite is open 24 hours a day and features a range of cardio and weight equipment. Guests can also access the 13 metre indoor pool, spa, sauna and steam room.



Executive Room



Executive Lounge



Pool

OVERVIEW

504 GUEST ROOMS (TOTAL)		RESTAURANT
32 SUITES		BAR
191 EXECUTIVE ROOMS		FITNESS CENTRE
281 SUPERIOR ROOMS		SPA AND POOL





RESTAURANTS AND BARS

Located on the first floor, Chino Latino® Restaurant & Bar, the Lounge and a fresh new Sushi Bar offer tantalising cuisine with beautiful 180-degree panoramic views of the River Thames and the Houses of Parliament.

Pioneers in fusion cuisine and with over ten years' experience, the team at Chino Latino are masters at blending the best Pan-Asian flavours with Latino flourishes from Peruvian cuisine. Highlights from the delicate menu include signature black cod with spicy miso, sizzling sirloin steak on hot stones, and freshly caught sushi and sashimi. The spirit of Latino truly comes alive with the cocktail menu, which provides a veritable showcase of South American tipples. The Lounge and Bar host a regular programme of free live music.



Chino Latino Restaurant & Bar

MEETINGS AND EVENTS

An outstanding events venue, Park Plaza London Riverbank is AIM Gold accredited by the Meetings Industry Association and is an Amber Healthcare accredited venue.

The hotel offers a choice of 24 function suites, including the large Ballroom accommodating up to 540 guests for dinner. Access is via a private conference entrance, enchanting spiral staircase and dedicated conference-level lift.

The newly-built City Suites on the ground floor can accommodate up to 400 guests for reception.

On the 12th floor, the Executive Boardroom offers stunning river views and can be hired for small private board meetings and dinners for up to 10 people.

Larger conferences can benefit from a coach drop-off point and a designated group entrance. All events can be enhanced with state-of-the-art audiovisual technology.

ROOM NAME	DIMENSION W X L X H(M)	SIZE (M ²)	THEATRE	BOARD ROOM	U-SHAPE	CLASS ROOM	CABARET DINNER	DINNER DANCE	RECEP- TION	
CONFERENCE LEVEL -2										
THE BALLROOM	22.9 x 27.9 x 5	638.9	650	-	-	450	432	540	490	660
<i>The ballroom can also be divided into two separate ballrooms</i>										
BALLROOMS	22.9 x 13.9 x 5	318.3	300	-	54	216	200	250	200	450
CONFERENCE LEVEL -4										
THE PLAZA SUITE	24.5 x 22.8 x 2.3	558.6	550	-	-	330	304	400	340	550
<i>The plaza suite can also be split into variable syndicate rooms</i>										
SINGLE PLAZA ROOM	9.5 x 4.5 x 3.95	42.7	40	22	-	24	32	30	-	40
DOUBLE PLAZA ROOM	9.5 x 9.0 x 3.95	85.5	80	32	23	48	56	60	-	80
TRIPLE PLAZA ROOM	9.5 x 13.5 x 3.95	128.3	120	40	30	60	88	90	60	120
QUADRUPLE PLAZA ROOM	9.5 x 18 x 3.95	171	160	-	-	72	110	120	90	160
HALF THE PLAZA SUITE	9.5 x 22.5 x 3.95	213.7	200	-	-	84	140	180	150	200
MEZZANINE LEVEL — PARK SUITES & BUSINESS CENTRE										
PARK SUITE 1	5.8 x 4.3 x 2.3	24.9	15	10	-	-	-	10	-	-
PARK SUITE 2	5.1 x 4.9 x 2.3	25	20	14	-	-	-	14	-	-
PARK SUITE 3	5.8 x 4.3 x 2.3	24.9	15	10	-	-	-	10	-	-
PARK SUITE 4	6.0 x 4.8 x 2.3	28.8	24	14	-	-	-	14	-	-
PARK SUITE 5	5.9 x 3.6 x 2.3	21.2	18	10	-	-	-	10	-	-
PARK SUITE 6	4.3 x 3.6 x 2.3	15.5	-	10	-	-	-	10	-	-
PARK SUITE 7	5.4 x 3.9 x 2.3	21	12	10	-	-	-	10	-	-
PARK SUITE 8	4.0 x 3.9 x 2.3	15.6	10	6	-	-	-	6	-	-
GROUND FLOOR — CITY SUITES										
CITY SUITE	12.5 x 24.5	360.3	380	-	-	135	200	250	264	400
CITY SUITE 1	12.5 x 12.2	152.5	120	-	45	75	96	120	120	120
CITY SUITE 2	12.5 x 6.1	76.3	60	-	27	30	48	60	-	60
CITY SUITE 3	12.5 x 6.2	77.5	60	-	27	30	48	60	-	60
CITY SUITE 1-2	12.5 x 18.3	228.8	180	-	54	105	144	150	120	180
CITY SUITE 2-3	12.5 x 12.3	153.8	150	-	45	60	96	120	100	150

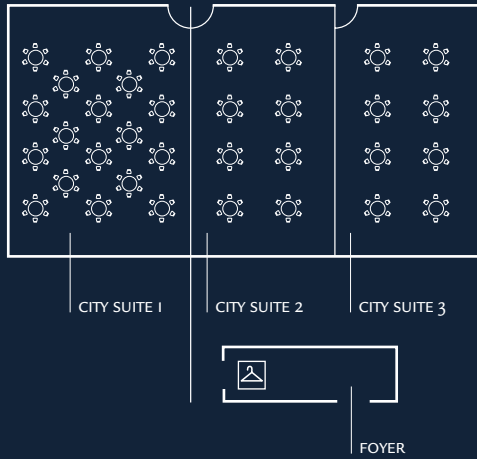


City Suite

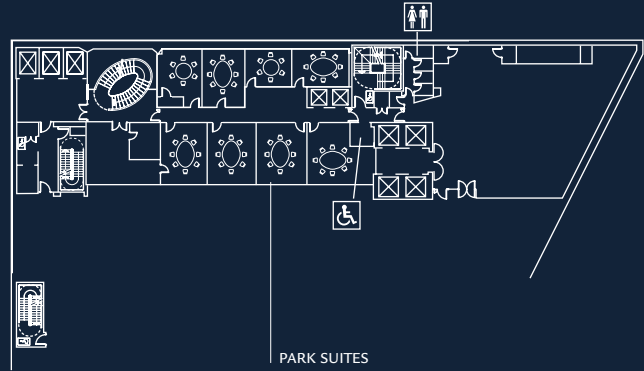


The Ballroom

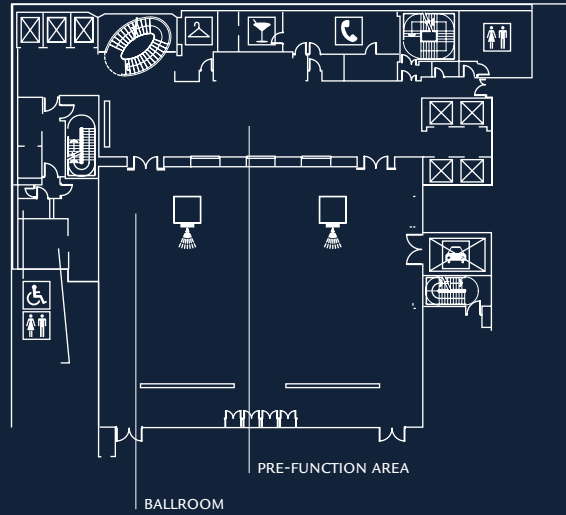
GROUND FLOOR



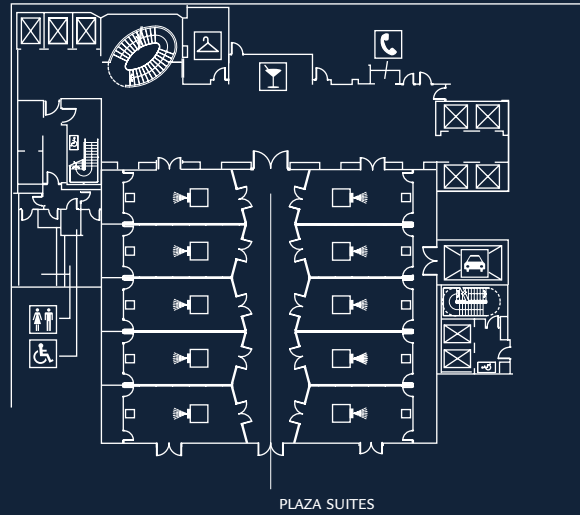
MEZZANINE LEVEL



CONFERENCE LEVEL -2



CONFERENCE LEVEL -4



	Male WC		Bar
	Female WC		Lift
	Accessible WC		Service Lift
	Cloakroom		



Lounge



Executive Boardroom



Plaza Suite

Connect with us online

[parkplaza.com/stayintouch](https://www.parkplaza.com/stayintouch)



[#parkplazamoments](https://twitter.com/parkplazamoments)